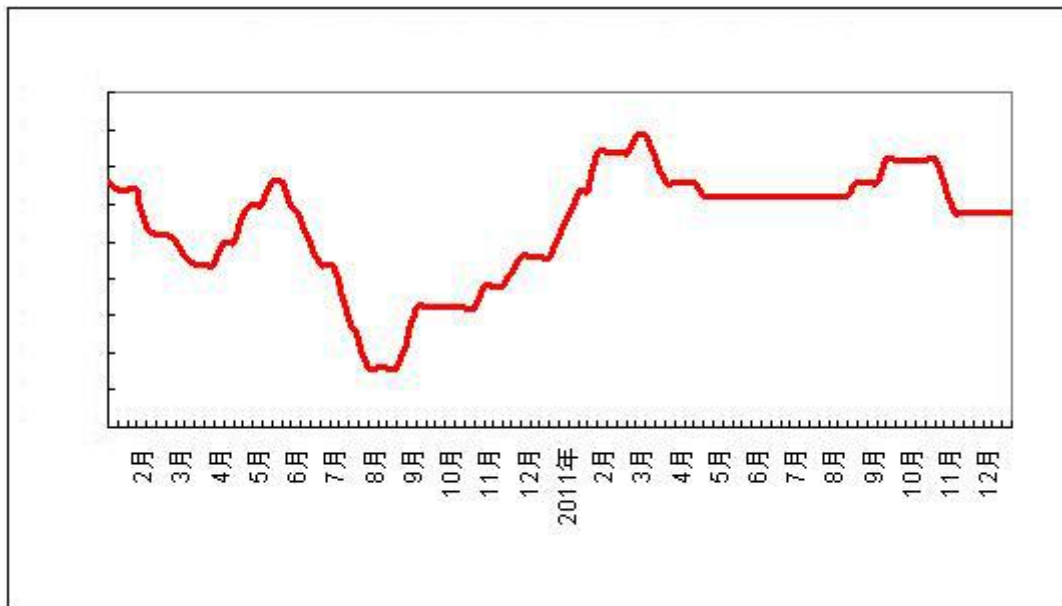


Product Introduction



Air Shower is a nozzle spray highly versatile partial purification equipment when person or cargo enter into the clean room by Air Showering. It is between clean room and Non-clean room. Air Showering is prerequisites When persons and goods to enter the clean area. It can remove the dust of persons and goods , which can effectively block or reduce the source of dust into the clean area. Air shower room has two electronic interlocking in the front and rear doors, which preventing the un-clear airs entering.

Air shower Specification



Technical Parameters

Model	YJ-S-1	YJ-S-2	YJ-S-3	YJ-S-4
Applicable Number of People	1	2-4	4-5	5-6
Air Shower Time	0- 99s (Adjustable)			
Number of Nozzle	12(Two Sides)	24(Two Sides)	36(Two Sides)	48(Two Sides)
Mouth Diameter of Nozzle	Φ30mm	Φ30mm	Φ30mm	Φ30mm
Speed of Air Flow at the Nozzle	>25m/s	>25m/s	>25m/s	>25m/s
Dimension of High Efficiency Air Filter (mm)	600×600 ×120	600×600 ×120	600×600 ×120	600×600 ×120
Dimension of Air Shower Area (mm)	800×900 ×1960	800×1900 ×1960	800×2900 ×1960	800×3900 ×1960
Outside Dimension (mm)	1400×1000 ×2100	1400×2000 ×2100	1400×3000 ×2100	1400×4000 ×2100
Power Supply				
Maximum Power Consumption	1.1KW	2.2KW	3.3KW	4.4KW

Air Shower Types



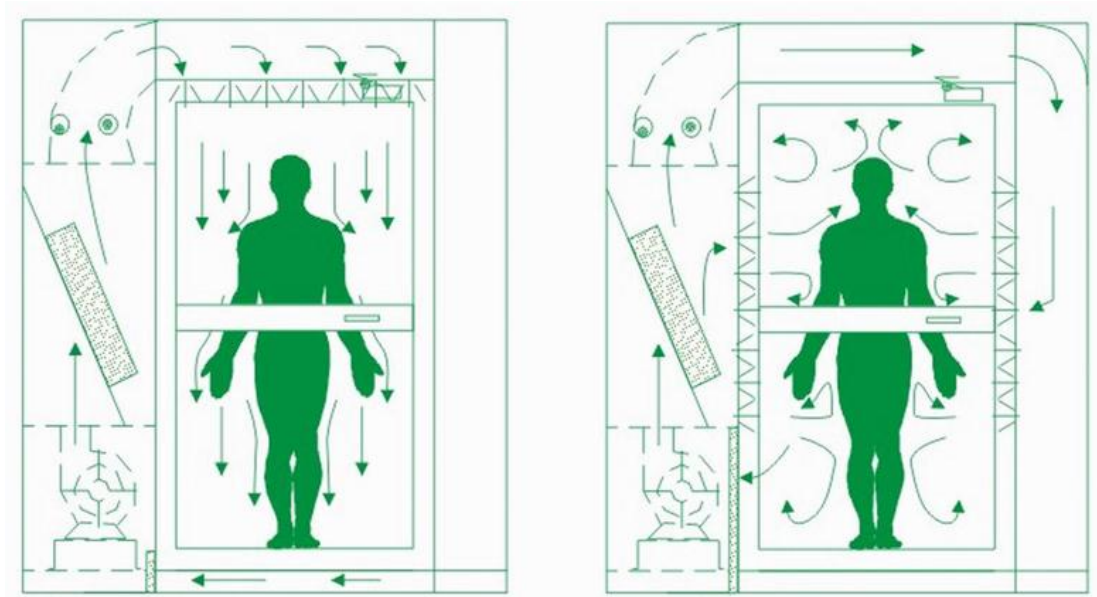
Showering methods: Top Air Shower ,Single Person(Single side) Air Shower, Double Persons (Two sides)Air Shower, Three persons (3 sides)Air shower, Turning angle air shower etc.

Cabinet Materials: All full set Stainless Air Shower, Cold-rolled Steel air shower, Color Steel air shower, explosion protection air shower, Fast shutter air cargo air shower, Auto air shower.

Degree of automation: Intelligent voice air shower, auto door air shower,

Showering object: Human use air shower, cargo air shower, air shower passage, cargo air shower passage.

Features:



1. Automatic Control: PLC based for system, Showering situation, interlocking situation of 2doors, showering period schedule and door-open delay situation. Without photoelectric sensor, people entering into the air shower from un-clean area, then lock the door, after activation Sensor starts, entry locks after showering begins, people can only exit from the other door.

2. Humanization operation: User-friendly control panel design, clear indicator, give users a clear correct air shower direction. Soft touch relay, LED display and blowing leaching time set range from 1—99s, users can easily adjust the showering time according to the difference between the external environment.


3. High purity, high air showering speed: Based on USA AAF Pre and High HEPA filters, the filter efficiency is 99.99% of No partition of low resistance high-efficiency filter, which ensuring the purity level. What's more, also based on adjustable multi-angle stainless nozzles, Nozzle outlet velocity of double volute of low-noise external rotor wind turbine is above 25m/s, 18m/s on people.

4. Modular structure: Air shower cabinet modular design, which can be assembled into a variety of lengths and the actual needs of the air shower size.

An air shower has one or more units, it also can be split into multiple modules for large volume air shower, which is convenient for production, transportation and installation

5. High-performance, high sealing: Imported electronic components, Stable and reliable operation, advanced noise reduction silencer systems and the use of EVA sealing material, sealed and high performance.

Functions and materials:



Functions: Air Shower is a nozzle spray highly versatile partial purification equipment when person or cargo enter into the clean room by Air Showering. It is between clean room and Non-clean room. Air Showering is prerequisites When persons and goods to enter the clean area. It can remove the dust of persons and goods , which can effectively block or reduce the source of dust into the clean area. Air shower room has two electronic interlocking in the front and rear doors, which preventing the un-clear airs entering

Materials: Ordinary type applies “EPS” series 50mm thick color steel sandwich and matching aluminum manufacturing,the advantage is that low cost and same materials with clean room,overall feeling is good.The more high level series apply 1.2mm cold-rolled Steel,the air shower surface applies Electrostatic spray, which is more beautiful, modern; and the innerside and door apply stainless,so the result is more Luxury.The most highest level is all full set stainless,the door is auto-Automatic sliding door,the operation system applies Smart PLC control system,which is the best choice for companies.

Troubleshooting



Power Switch and off. Four areas can switch off the power.

1. Outside Cabinet
2. Inner side Control panel of cabinet.

Two sides of outside cabinet(The power switch can cut off the power under emergency prevention , effectively improving the safety of staff). When the power indicator light barriers,re- examine these four Airshower power.

Airshower fan does not work

When the air shower does not work ,check the air shower outdoor emergency switch is off or not at the first time,if yes,rotate the right side by hand.

Air shower invert or Air shower fan speed is very low.

Check the 380V three-phase four -wire line is reversed or not, usually when the manufacturers installing, there are professional enginners finished it; If reverse the Air shower line source, the light will cause Air shower fan does not work or reverse or Air shower wind speed decreases ,even the weight will burn the whole circuit board Air shower

We recommend users do not replace wiring easily,Consult Air shower manufacturers to solve due to production needs.

4.Air shower does not work.

Except above troubles, Examine the air shower emergency stop button is pressed or not inside of cabinet,if the emergency stop button is color ,then the air shower can not work;

Then re- click the stop button.

5. Air shower can not automatically sensing blowing showering.

Please check the light sensing system in the bottom of the right corner of the air shower room, Check the light sensitive device is installed correctly or not, if the light-sensitive and light feeling on both sides is relatively normal ,you can auto-sensing air shower

6. The air shower speed is low after a period time, check the pre and high-efficiency filter whether the dust is too much,if yes, change filter.(Usually, replace air shower pre-filter every 1-6months, high-efficiency filter every 6-12months)

Air shower design drawing

